

DELO NA DALJAVO

Pozdravljeni!

Pred nami je konec tedna, potem pa zaslužene šolske počitnice.

Petek, 24. 4. 2020: What's the time?

1.) V prilogi je drugi del preverjanja – obroki hrane ter kuhinjske stvari. Navodila so enaka kot pri prvem delu, reši po svojih možnostih in zmožnostih, rešitve poslikaj in mi pošlji po e-pošti.

2.) Danes se bomo učili, kako vprašaš koliko je ura in kako odgovoriš – v angleščini.

Ali znaš uporabljati **analogno** uro – to je ura s kazalci? Vem, da znaš, in ne bo težav.

Naloge se nahajajo v **DZ, str. 75 / nal. 26 – 28**. Več nalog lahko poiščeš in rešiš na tej povezavi ***Liveworksheet***

[https://www.liveworksheets.com/worksheets/en/English_as_a_Second_Language_\(ESL\)/Telling_the_time](https://www.liveworksheets.com/worksheets/en/English_as_a_Second_Language_(ESL)/Telling_the_time)

Nekaj besedišča v angleščini:

			
clock – stenska ura	watch – zapestna ura	little hand - urni kazalec	big hand – minutni kazalec



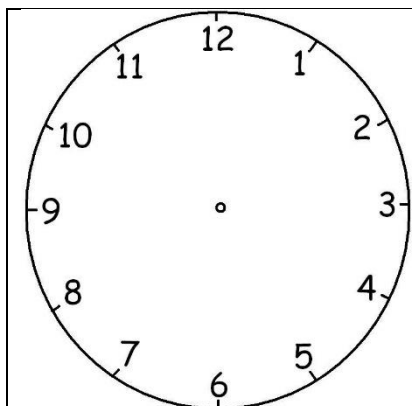
What's the time? – Koliko je ura?

It's three o'clock. – Tri.

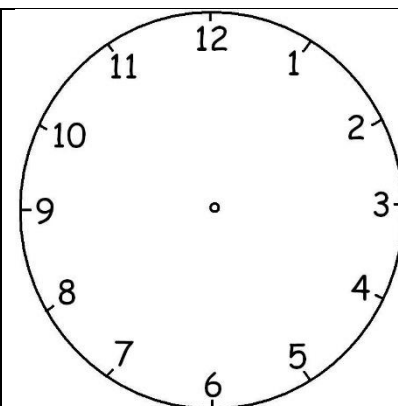
Mali kazalec kaže uro, veliki kaže minute.

Preberi, koliko je ura, nato pa danim uram nariši kazalce:

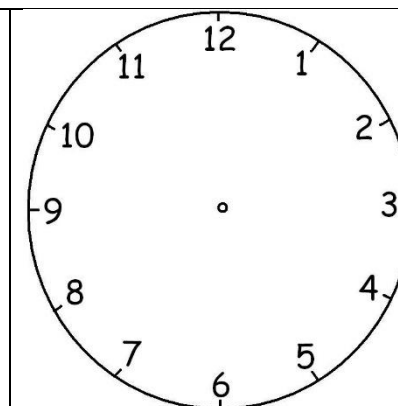
What's the time?



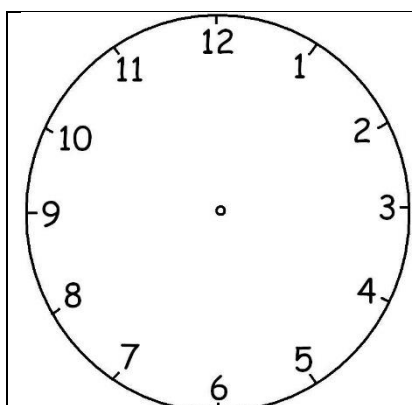
It's **twelve** o'clock.



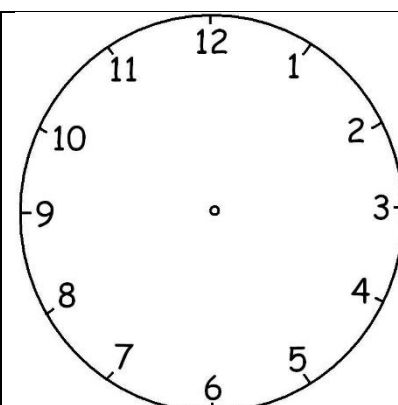
It's **one** o'clock.



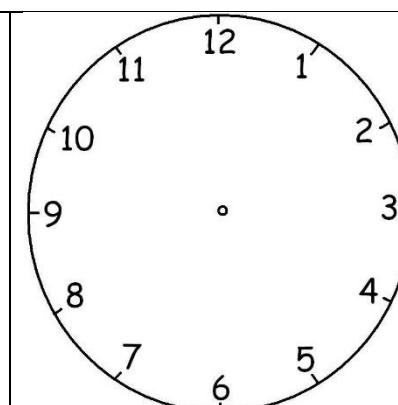
It's **two** o'clock.



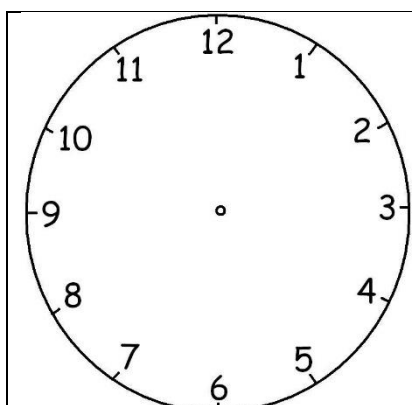
It's **three** o'clock.



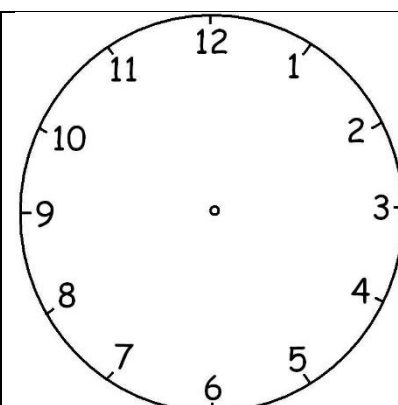
It's **four** o'clock.



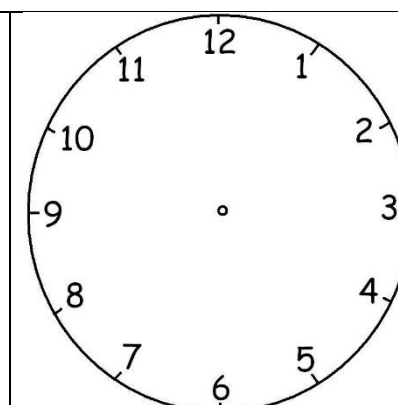
It's **five** o'clock.



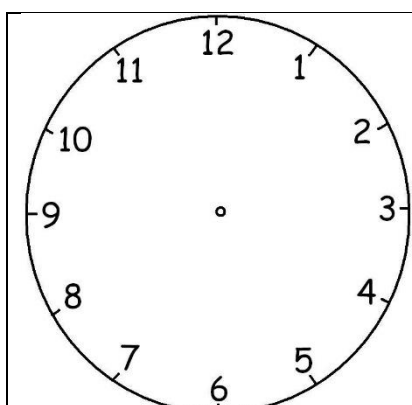
It's **six** o'clock.



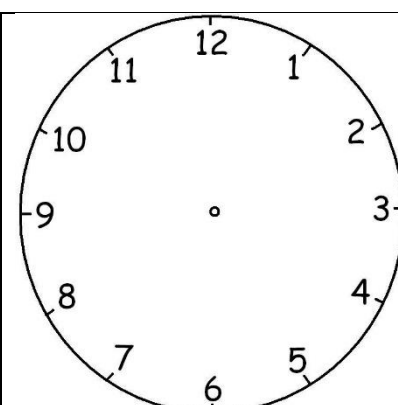
It's **seven** o'clock.



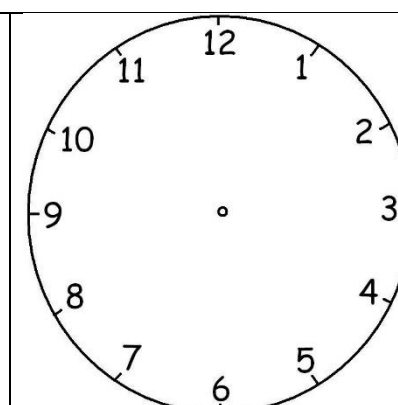
It's **eight** o'clock.



It's **nine** o'clock.



It's **ten** o'clock.



It's **eleven** o'clock.

Poskusi narediti svojo uro. Lahko uporabiš ta model. Lahko pa s šestilom narišeš krog ali pa uporabiš papirnati / plastični krožnik.

