

# ANGLEŠČINA-5.A

## 6. TEDEN

Pozdravljeni učenci!

Pripravila sem vam tedenski razpored dela. Tako si boste delo lahko sami prilagodili svojemu tempu, času in motivaciji.

Upam, da vam bom s tem vsaj malo olajšala delo in organizacijo.  
Začenjamo z Lekcijo: IN TOWN/V MESTU.

### NAVODILA:

- 1.) V učbeniku na strani 82 imate dve slušni nalogi (1., 2.). Če vam povezava do spletnega učbenika deluje ju **poslušajte**. Nato **rešite** vajo 2b. Rešitve **zapišite v zvezek** (vse besede najdete v pesmici).
- 2.) V učbeniku na strani 83 **poslušajte pogovor** (vaja 3). Nato pogovor **preberite**. **Rešite** vajo 3c. Odgovore **zapišite v zvezek**.
- 3.) V učbeniku si na strani 84 oglejte sliko pri vaji 4 (IN TOWN).  
Če imate možnost **prisluhnite posnetku**.
- 4.) V zvezek si napišite naslov: **IN TOWN**. Iz vaje 5 v učbeniku (str. 84) si **izpišite besede in jih prevedite**. Pomagajte si s slikami.  
Pomembno je, da si naredimo **slovarček**, saj se bomo naučili mesto opisati.
- 5.) V zvezek si prepisite še spodnja **pravila za opisovanje mesta**.

## THERE IS/THERE ARE

Za OPIS uporabljamo:

- There is a... (tu/tam je/ se nahaja...**EDNINA**)  
There is uporabljamo, kadar govorimo o eni stavbi.

**PRIMER:** There is a cinema in this town.

**Razlaga:** a cinema-je **EDNINA**, zato uporabimo **There is...**

- There are ...(tu/tam so/se nahajajo...**MNOŽINA**)  
There are uporabljamo, kadar govorimo o več stavbah.

**PRIMER:** There are three hotels in this town.

**Razlaga:** three hotels-so **MNOŽINA**, zato uporabimo **There are ...**

Za opis pa lahko uporabimo tudi druge besedne zveze:

- You can see...(vidiš lahko...)
- The building on the right is ...(stavba na levi je ...)
- The building on the left is ...(stavba na desni je...)
- It is...
- They are...

### PRIMERI:

There **is** a beautiful park in this town.

There **are** three schools in this town.

There **is** an old museum in this town.

There **are** nice shops in this town.

You can see an old museum in this town.





You can see new galleries in this town.

The building on the left is a hotel.

It is new and modern.  
They are old and noisy.

- 6.) V zvezek čez dve strani **NARIŠITE SVOJE MESTO**. Čas imate tudi čez počitnice. Z opisom bomo začeli v mesecu maju, prej pa bomo seveda stvari še dopolnili in ponovili. S sliko se torej nič ne mudi. Bodite pozorni na to, da je mesto narisano tako, da so nekatere stavbe **ena poleg druge, za, pred, med dvema**, ...in da imate nekaj stavb po **eno** nekaj pa **več**; npr. dve šoli, dva parka. Samo tako boste mesto lahko dobro opisali in uporabili različne besedne zveze za opis.
- 7.) **DODATNE VAJE: UL**  
UL so neobvezni, lahko pa jih rešujete za vajo. S tem boste utrjevali besedišče.
- 8.) **POSNETEK**: Prisluhnite posnetku zaradi pravilnega izgovora besed.  
<https://youtu.be/UdDXIL9u0vI>  
<https://youtu.be/EfD2k9beP-4>

What place is it? Match places with their names.



bank

library

hospital

church

park

bus station

train station

museum

supermarket

department store

police station

post office

theatre

cinema

town hall

Pictures from: Steps in English iTools - Oxford University Press

## PLACES AROUND TOWN



- 1- Movie theater 2-Hospital 3-School 4- Appliance store 5-Police station  
 6-Supermarket 7-Butchery 8-Bus station 9- Coffee shop 10-Restaurant 11-Bank  
 12-Post office 13-Gas station 14-Hardware store 15-Bakery 16-Flower shop  
 17-Drugstore 18-Clothing store 19-Shoe store



# Quiz Places in town



- a) AIRPORT
- b) BUS STOP
- c) BANK



- a) BUCHER'S
- b) BAKER'S
- c) LIBRARY



- a) BUCHER'S
- b) BAKER'S
- c) BANK



- a) BUS STOP
- b) COFE
- c) BOOKSHOP



- a) AIR PORT
- b) CURCH
- c) BUS STOP



- a) BUCHER'S
- b) BAKER'S
- c) SWIMMING POOL



- a) FLORIST'S
- b) CHEMIST'S
- c) FIRE STATION



- a) CURCH
- b) CINEMA
- c) HOSPITAL



- a) CINEMA
- b) GYM
- c) SCHOOL



- a) COFE
- b) HOSPITAL
- c) HOTEL



- a) CLOTHES SHOP
- b) BUS STOP
- c) BANK



- a) COURT HOUSE
- b) BAKER'S
- c) LIBRARY



- a) FIRE STATION
- b) POLICE STATION
- c) CINEMA



- a) FIRE STATION
- b) POLICE STATION
- c) CINEMA



- a) LIBRARY
- b) CINEMA
- c) FLORIST'S



- a) GREENGROCER'S
- b) BUS STOP
- c) TOY SHOP



- a) HAIRDRESSER'S
- b) BAKER'S
- c) POST OFFICE



- a) SCHOOL
- b) HOSPITAL
- c) LIBRARY



- a) SCHOOL
- b) GYM
- c) HOTEL



- a) HOTEL
- b) GYM
- c) PET SHOP



- a) AIRPORT
- b) LIBRARY
- c) BANK



- a) PET SHOP
- b) HOTEL
- c) TOY SHOP



- a) POST OFFICE
- b) FIRE STATION
- c) LIBRARY




- a) FLORIST'S
- b) SCHOOL
- c) LIBRARY



- a) COUR HOUSE
- b) CLOTHES SHOP
- c) SWIMMING POOL

POŠILJAM VAM ŠE PRIMER SLIKE MESTA. DA BOSTE VEDELI;  
NA KAKŠEN NAČIN NARISATI. BO ŠLO?

# Describe This TOWN



The illustration shows a vibrant town street scene. On the left, there is a large, ornate building with multiple towers and flags. Next to it is a red barn with a white cross and a green tractor. In the center, there is a market stall with various fruits and vegetables. To the right, there is a modern building with a glass facade and a blue roof. Below these, there is a red truck, a motorcycle, a yellow taxi, and a white van. In the background, there is a hot air balloon, a carousel, and a clock tower. The scene is set on a street with a dashed white line in the center and a solid white line on the sides. A yellow pencil is positioned horizontally across the bottom of the illustration.

Below the illustration is a large, rounded rectangular area with horizontal lines for writing.

123collective.com